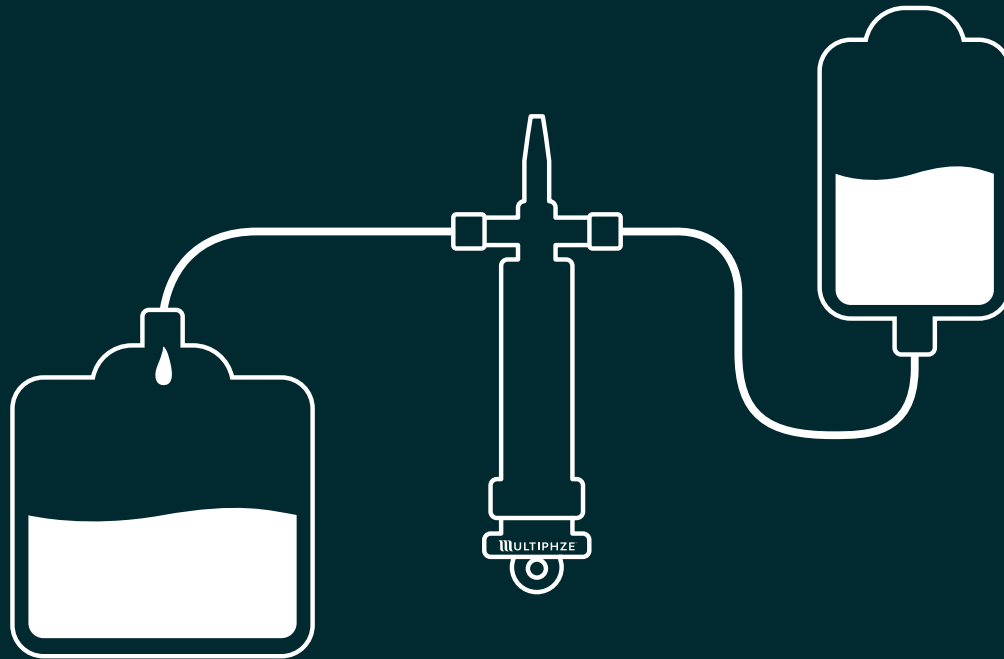


FILL • IRRIGATE • DRAIN

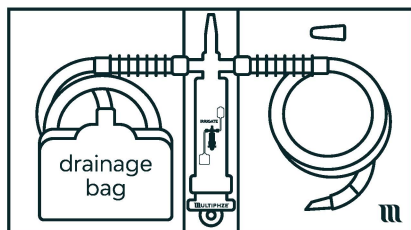


MULTIPHZE™

ENCLOSED BLADDER IRRIGATION SYSTEM

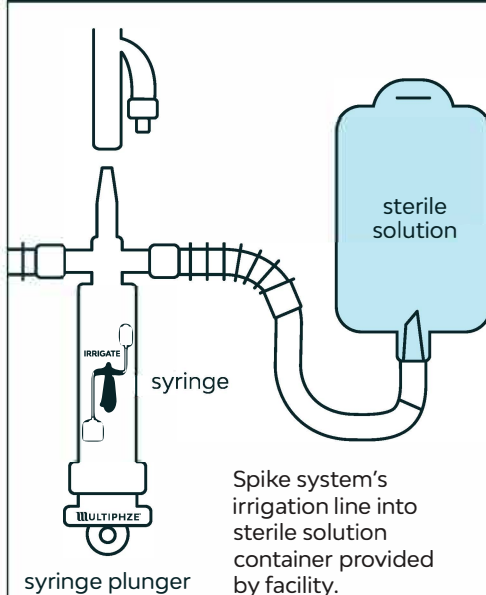


The Multiphze™ Enclosed Bladder Irrigation System comes pre-packaged with its novel irrigating syringe in the IRRIGATE position and should be oriented as depicted here in preparation for procedure.



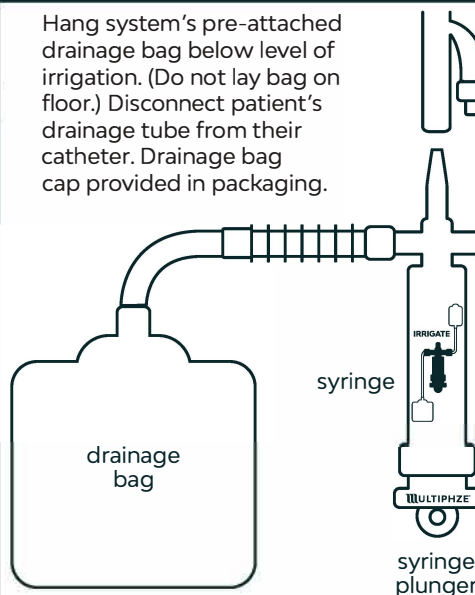
Irrigation Tubing is DEHP-free.

STEP 1



STEP 2

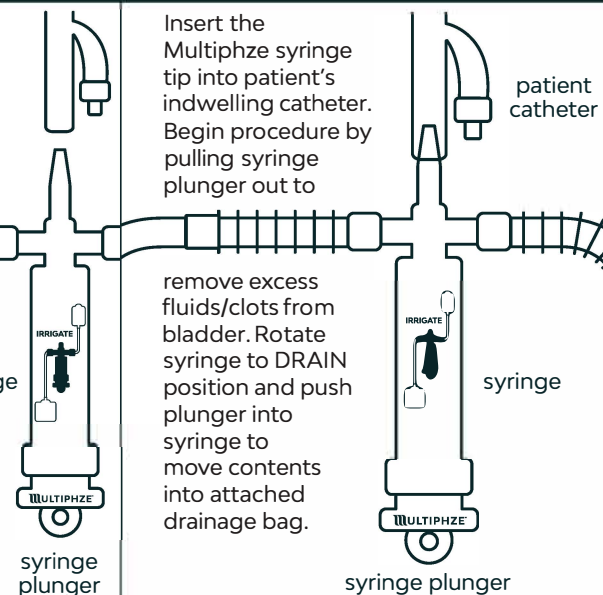
Hang system's pre-attached drainage bag below level of irrigation. (Do not lay bag on floor.) Disconnect patient's drainage tube from their catheter. Drainage bag cap provided in packaging.



STEP 3

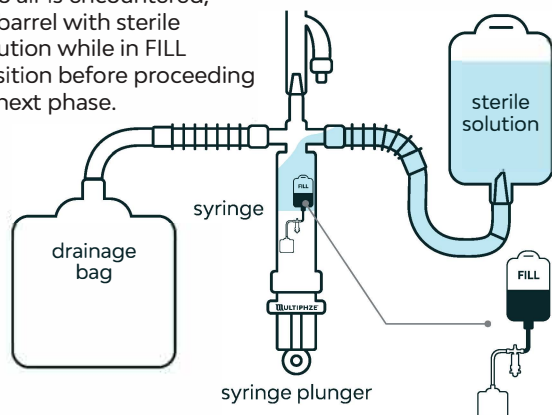
Insert the Multiphze syringe tip into patient's indwelling catheter. Begin procedure by pulling syringe plunger out to

remove excess fluids/clots from bladder. Rotate syringe to DRAIN position and push plunger into syringe to move contents into attached drainage bag.



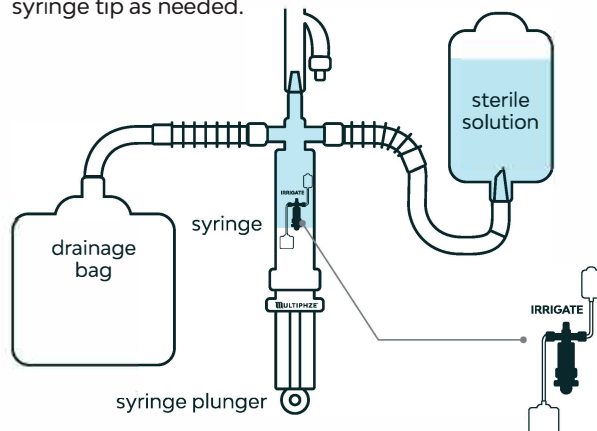
STEP 4: FILL PHASE

- Rotate Multiphze irrigating syringe to FILL position.
- Pull plunger back to fill syringe with sterile solution.
- If plunger feels stuck within syringe, simply push it forward and then pull it back to continue.
- If air is encountered during initial fills, then rotate immediately to DRAIN position and push plunger into syringe barrel to evacuate air into drainage bag.
- If no air is encountered, fill barrel with sterile solution while in FILL position before proceeding to next phase.



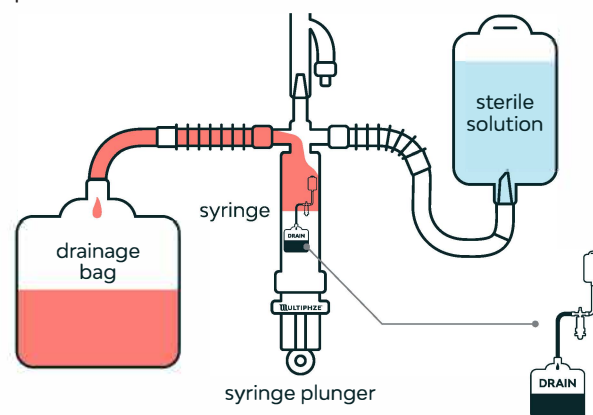
STEP 5: IRRIGATE PHASE

- Rotate syringe to IRRIGATE position.
- Push plunger into syringe to advance sterile solution into patient's bladder.
- Pull plunger back to draw out bladder contents into syringe.
- Manually irrigate bladder by pushing fluids back and forth through syringe tip as needed.



STEP 6: DRAIN PHASE

- To drain contents, rotate syringe to DRAIN position.
- Push plunger into barrel to empty syringe contents into attached drainage bag.
- Repeat STEPS 4 through 6 as needed to complete procedure.
- When procedure is complete, rotate syringe to OFF position before disengaging system from patient's catheter.



View full instructions at:
multiphze.com

Use system per intended use in IFU. Avoid excessive forces when pushing or pulling fluids through syringe to prevent potential unintended injury to patient or damage to system that could cause it to leak.

Multiphze and Keep It Clean are trademarks of Multiphze, LLC. LBL-001 Rev A

MULTIPHZE™
ENCLOSED BLADDER IRRIGATION SYSTEM